

ELITE SERIES



THE DOOR WITH MORE.

For a complete list of products, visit Steel-Craft.ca

DOOR OPTIONS

RANCHCRAFT



RanchCraft (RC16)

CARRIAGECRAFT



CarriageCraft (CC16)

R-Value

RC16 Thickness = 1 3/4" R value = 16.04
CC16 Thickness = 1 3/4" R value = 16.04


Steel-Craft's ClimaCore advantage means that we inject polyurethane insulation directly between the two exterior panels. This CFC and HCFC-free foam gives you better energy efficiency and greater strength.

The Elite Series

The Elite Series of doors offers the look, feel and texture of real wood without any of the maintenance issues. Available in a rich mahogany colour, you can highlight the classic feel of your home while benefitting from the durability of a steel garage door. These doors have a low-maintenance finish that requires no staining or painting and, unlike real wood, they will not warp, shrink, peel, or crack.

WINDOW OPTIONS


ESPRESSO FRAME OPTIONS



Clear View Sealed Glass




Regal Wide Bronze Muntin Bars




Bronze Reflective Sealed Glass



Bronze Reflective Glass & Regal Wide Bronze Muntin Bars




Stanton Wide Bronze Muntin Bars



Provincial Wide Bronze Muntin Bars




Bronze Reflective Glass & Stanton Wide Bronze Muntin Bars

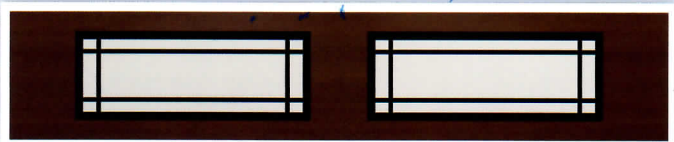


Bronze Reflective Glass & Provincial Wide Bronze Muntin Bars

BLACK FRAME OPTIONS




Clear View Sealed Glass



Regal Wide Black Muntin Bars




Satin Texture Sealed Glass



Satin Texture Glass & Regal Wide Black Muntin Bars



Stanton Wide Black Muntin Bars



Provincial Wide Black Muntin Bars



Satin Texture Glass & Stanton Wide Black Muntin Bars



Satin Texture Glass & Provincial Wide Black Muntin Bars

NOTE: Colour representations may not be accurate. Exact colour matches can be requested from a Steel-Craft dealer.

ELITE SERIES

Door sizes

Elite Series doors have a standard headroom requirement of 12". Low headroom kits are available for special applications.

Height	21"	24"	Total
6'		3	3
7'	4		4
7'3"	3	1	4
7'6"	2	2	4
7'9"	1	3	4
8'		4	4
8'9"	5		5
9'	4	1	5
9'3"	3	2	5
9'6"	2	3	5
9'9"	1	4	5
10'		5	5



**WEATHER
LOCK**



**CLIMA
CORE**



**DURA
WARE**

Premium quality in every layer

We use only the best components for a finished product that delivers unmatched quality and durability:

- Finest quality Canadian galvanized steel
- Polyester paint topcoats to protect the underlying zinc coating
- Thermal-Break separates steel skins to reduce cold/heat conductivity, and stops frost and moisture from collecting on the inside of the door

Hardware

We design and manufacture all hardware components to ensure:

- Optimum strength, durability and smooth operation
- Highest gauge and strongest steel amongst the market
- Top quality nylon rollers for long life and quiet operation
- Computer balanced oil tempered torsion springs, steel bearings and die cast cable drums increase ease of operation
- Corrosion resistant galvanizing is used on all steel parts to reduce the possibility of rusting

Weather Seal

- Exterior grade, double finned weather-stripping provides excellent protection from outside elements as well as a crisp finishing touch to the perimeter of your door.
- Air and wind flow is eliminated by the use of a continuous weather seal inserted between each section.
- Arctic grade seal conforms to minor floor irregularities providing protection against outside air, dust, dirt and moisture.

Virtually Maintenance Free

Finished with a factory applied, baked-on, two-coat exterior polyester paint finish on both sides gives years of maintenance-free operation. The seamless steel inside brightens the interior of the garage and is easy to keep clean.

Warranty

- 15 year warranty against cracking, splitting or deterioration due to rust
- Seven years against delamination of the polyurethane foam from the steel skin on the panel
- One year on defects in workmanship and material

See dealer for complete warranty details.

Decorative Hinges & Handles



Sicilian hinge



Tuscan hinge



Umbria hinge



Veneto
Handle



Milano
Handle



San Marino
Handle

Vancouver
1-800-361-3667
Kelowna
1-800-880-0755
Calgary
1-800-561-9871

Edmonton
1-800-463-3667
Toronto
1-800-465-7091

**Steel-Craft
Door Products LTD**
13504 St. Albert Trail
Edmonton, Alberta
T5L 4P4

www.steel-craft.ca



Steel-Craft Doors are proudly made in Canada.



**THE
DOOR
WITH
MORE.**