



Northampton design with Madeira windows and Canterbury handles and hinges in Walnut

Looks can be deceiving. From a distance, you see wood. Up close, it's sturdy, durable, low-maintenance steel. The Classica Collection of Carriage House Doors. Precision-shaped doors in fresh, clean, classic carriage house styles that go up and down like traditional garage doors. Three-section tall designs, instead of four, help deliver a more authentic carriage house look. Deception never looked so good.



Santiago design with Madeira windows and Blue Ridge handles and hinges in True White/Gray

Bordeaux with Jardin Windows (B75)



Cortona with Closed Square (C2)



Tuscany with Closed Arch (T1)



Valencia with Seine Windows (V8)




Lucern with Thames Windows (L10)



PANEL DESIGNS


L1 • LUCERN
CLOSED ARCH




T1 • TUSCANY
CLOSED ARCH



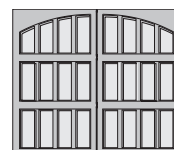
S1 • SANTIAGO
CLOSED ARCH



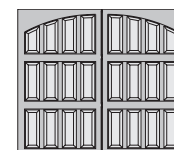
V1 • VALENCIA
CLOSED ARCH




N1 • NORTHAMPTON
CLOSED ARCH



B1 • BORDEAUX
CLOSED ARCH



C2 • CORTONA
CLOSED SQUARE



Illustrations shown are for standard door sizes of 8', 9', 16', and 18' wide and 7' and 8' tall. Check amarr.com for odd width and height door illustrations.



CLASSICA® COLLECTION

Construction



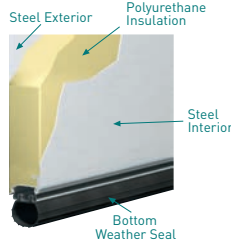
1000 Single-Layer: Steel



2000 Double-Layer: Steel + Insulation



3000 Triple-Layer: Steel + Insulation + Steel



Specifications

	CLASSICA 1000	CLASSICA 2000	CLASSICA 3000
PANEL DESIGNS			
Carriage House	7 Designs	7 Designs	7 Designs
INSULATION¹		Polystyrene	Polyurethane
R-VALUE²		6.64	13.35
ENERGY EFFICIENCY		Better	Best
QUIET OPERATION		Better	Best
DOOR THICKNESS	2" (5.1cm)	2" (5.1cm)	2" (5.1cm)
WINDOW GLASS OPTIONS			
1/8" (0.32cm) Tempered Double Strength	•	•	•
Insulated Glass	•	•	•
Obscure	•	•	•
WIND LOAD³ AVAILABLE	•	•	•
PAINT FINISH WARRANTY⁴	Lifetime	Lifetime	Lifetime
WORKMANSHIP/HARDWARE WARRANTY⁴	3 Years	5 Years	Lifetime

¹ Insulation has passed self-ignition, flamespread and smoke developed index fire testing.

² Calculated door section R-value is in accordance with DASMA TDS-163.

³ It is your responsibility to make sure your garage door meets local building codes.

⁴ For complete warranty details, visit amarr.com or contact your local Amarr dealer.

Colors



Amarr steel doors arrive pre-painted; for custom colors, exterior latex paint must be used. Visit amarr.com for instructions on painting. Actual paint colors may vary from samples shown.

* Price upcharge applies.
† Odd heights not available.

Classica® Collection Top Sections

CLOSED ARCH (1)
Available for T1, S1, L1, V1, C1



CLOSED SQUARE (2)
Available for T2, S2, L2, V2



CLOSED DOUBLE ARCH (1D) Available for T1D, S1D, L1D, V1D, C1D



CLOSED ARCH (1) • NORTHAMPTON



CLOSED SQUARE (2) • NORTHAMPTON



CLOSED ARCH (1) • BORDEAUX



CLOSED SQUARE (2) • BORDEAUX



CLOSED SQUARE (2) • CORTONA



DANUBE (4)*



MADEIRA (5)*



NILE (6)*



RHINE (7)*



SEINE (8)*



THAMES (10)*



OBSCURE (0)



AMERICANA (57)†



JARDIN (75)†



TRELLIS (76)†



* Designs available with Obscure glass.

† Tempered obscure glass with baked-on ceramic designs. Window design visibility varies due to lighting.

Decorative Hardware & Lock

ALUMINUM Aluminum hinges with clavos not recommended for arched openings.



VERSAILLES



CANTERBURY

STAMPED STEEL



BLUE RIDGE



ALPINE LOCK

YOUR LOCAL AMARR DEALER:



165 Carriage Court
Winston-Salem, NC 27105
800.503.DOOR
www.amarr.com



Entrematic reserves the right to change specifications and designs without notice and without incurring obligations.

Sectional door products from Entrematic may be the subject of one or more U.S. and/or foreign, issued and/or pending, design and/or utility patents.

Amarr, Classica, Stratford, and Oak Summit as words and logos are registered trademarks belonging to Entrematic Group AB or other companies controlled by the same organization. All rights reserved.

©Entrematic Group AB 2014. All rights reserved.
Printed in USA Form #6030714/55M/GVS